

# Order Form

The Global Produce & Floral Show 2026


October 15-16, 2026


Orange County  
Convention Center



## Remit To:

Lowe Rental, Inc.  
615 Hwy 74 S,  
Peachtree City, GA  
30269, USA

 Tel: (770) 461-9001

 Fax: (770) 461-8020

 Email: [info@LoweUSA.com](mailto:info@LoweUSA.com)

 [www.lowerental.com/us](http://www.lowerental.com/us)

**NOTE:** 8% Damage Waiver  
Applied to ALL Orders.

\*No refunds for cancellation  
after order closing date.

Payment is required prior to units  
being shipped. Equipment will  
not be installed unless payment  
has been received. Additional  
10% will be applied to all orders  
received after the closing date.

**Placing an order by closing date  
does not guarantee availability.**

**Order Deadline: October 1st, 2026**

NAME OF EXHIBITOR

BOOTH #

ADDRESS

CITY

STATE

ZIP

COUNTRY

PHONE #

FAX #

ORDER CONTACT NAME

EMAIL ADDRESS

SPECIAL REQUEST:

Insurance of the exhibitor's product is the responsibility of the exhibitor. Charges include delivery, installation, material handling, collection, and maintenance during the exposition. All equipment will be delivered no later than the day before the exposition begins.



  
**LOWE**  
WORLDWIDE RENTAL SPECIALISTS

# LoweHub™ Order Form



An all-in-one welcome desk, offering increased security, chilled refreshments for hospitality, multiple charging ports and an interchangeable branding site



Feature	Name	Specifications	Features
	Branding site	(HxW) 33.23"x17.87" in	A poster site that is interchangeable, using magnets to fix the poster firmly to the LoweHub and a plastic sheet to protect the artwork. **Printing not provided**
	x4 Charging ports	x2 13amp plugs & x2 USB sockets	Universal charging ports, suitable to charge 4 devices at once and located out of sight behind roller door for enhanced security.
	Fridge	19.68"x15.82"x16.77" in	120 Volt, 20 Amp Nema 5-15 plug.
	Safe	7.87"x16.92"x14.56" in	EISafe Elite Electronic Safe. Accommodates up to 15" laptop
	Ambient space	4.33"x10.82"x14.17" in	Area to store laptops and mobile devices while charging. Also perfect for keeping stationary and other items tidy and out of sight.

Order a LoweHub™

CODE	DESCRIPTION	\$	QTY	TOTAL
LoweHub™	Multi-functional welcome desk unit	\$355		



The Global Produce & Floral Show 2026

October 15-16, 2026

Order Deadline: October 1st, 2026



MODEL	SIZE & DESCRIPTION	QTY	RENTAL \$	TOTAL \$
<b>REFRIGERATED</b>				
B1	4.3 ft. Euro Deli Curved Glass Display With Refrigerated Under Storage		2225	
B2	6.4 ft. Euro Deli Curved Glass Display With Refrigerated Under Storage		2465	
B3	8.46 ft. Euro Deli Curved Glass Display With Refrigerated Under Storage		2825	
B1 LG	4.3 ft. Euro Deli Self-Service Display With Refrigerated Under Storage		2225	
B2 LG	6.4 ft. Euro Deli Self-Service Display With Refrigerated Under Storage		2465	
B3 LG	8.46 ft. Euro Deli Self-Service Display With Refrigerated Under Storage		2825	
B CORNER	90 Degree Corner Euro Deli Display		2225	
JINNY 104	3.4ft Slim-Line Deli Curved Glass Display With Refrigerated Under Storage		1895	
JINNY 150	4.9ft Slim-Line Deli Curved Glass Display With Refrigerated Under Storage		2165	
JINNY 250	8.2ft Slim-Line Deli Curved Glass Display With Refrigerated Under Storage		2765	
P360	55" Grab & Go Island Display		2225	
C1-LEM	3.3ft Euro Merchandiser 4 Shelf Display (extra shelves \$20each /Qty)		2100	
C2-LEM	4.3ft Euro Merchandiser 4 Shelf Display (extra shelves \$25each /Qty)		2225	
C3-LEM	6.3ft Euro Merchandiser 4 Shelf Display (extra shelves \$30each /Qty)		2465	
GENOVA 1	40.5" Refrigerated Open Front Merchandiser		2100	
GENOVA 2	52.75" Refrigerated Open Front Merchandiser		2225	
SARA 2	4.3ft Open Front Merchandiser 3 Adjustable Shelf Display		2045	
C2 Euro Madeira	51" Open Front Merchandiser		2225	
MANDY 2	39.6" Open Front Merchandiser 3 Adjustable Shelf Display		1895	
G4C	26.75" Single Glass Door Refrigerator		1080	
G6C	54" Double Glass Door Refrigerator		1895	
G8C	79.5" Triple Door Dual Temperature Refrigerator		2200	
G5	36" Sliding Glass Door Refrigerator		1895	
KUBO 500R	60" Double Glass Door Display Refrigerator		2100	
V150	56.66" Curved Glass Bakery Display With Adjustable Shelves		1805	
V200	74" Curved Glass Bakery Display With Adjustable Shelves		2345	
L1 HARMONY	36.88" Euro Bakery Display With 3 Fixed Shelves & Lighting On Each Shelf		1985	
L3 HARMONY	51.18" Euro Bakery Display With 3 Fixed Shelves & Lighting On Each Shelf		2225	
PREP 1	44.5" Stainless Steel Refrigerated Prep Counter		1080	
PREP 2	67.5" Stainless Steel Refrigerated Prep Counter		1590	
F2 CHILLER	64" Sliding Lid Refrigerator		840	
OASIS 1	43" Square Island Display With Wood Finish & Suitable For Ice		2100	
OASIS 2	55" Square Island Display With Wood Finish & Suitable For Ice		2345	
MEMPHIS 90	35.5" Dual Temperature Zone Merchandiser Display		1985	
MEMPHIS 120	47.5" Dual Temperature Zone Merchandiser Display		2100	
ISOLA 4S/S	59.25" Cold Buffet Style Display (Stainless Steel Available Upon Request)		1985	
ISOLA 6S/S	86" Cold Buffet Style Display (Stainless Steel Available Upon Request)		2225	
K2T	4 Sided Glass Display With 16.5" Rotating Shelves		2045	
K2TF	4 Sided Glass Display With Wire Shelves		2045	
K3T	6 Sided Glass Display With 22" Rotating Shelves		2100	
G223	2 Bowl Drink Dispenser (23 Liters / 6.3 Gallons Total Capacity)		720	
H1	4 CU-FT Storage Refrigerator		300	
STARLET	24" Counter Top Refrigerator		540	
I1	40" Insulated Ice Tray With Drain Plug		330	
I3	64" Insulated Ice Tray With Drain Plug		360	
BODEGA 1	23.5" Glass Door Wine Display - Holds 96 Size 75 Bottles		1515	
BODEGA MINI	23.75" Glass Door Wine Display		720	

Office Use Only




PAGE 4 SUBTOTAL



The Global Produce & Floral Show 2026

October 15-16, 2026

Order Deadline: October 1st, 2026



MODEL	SIZE & DESCRIPTION	QTY	RENTAL \$	TOTAL \$
<b>FROZEN</b>				
G1C	26.75" Single Glass Door Freezer		1590	
G6FC	54" Double Glass Door Freezer		2100	
KUBO 500F	60" Double Glass Door Display Freezer		2285	
KIT	23.5" 4 Sided Glass Display Freezer With Fixed Shelves		2045	
K4T	28" 4 Sided Glass Display Freezer With 18" Rotating Shelves		2045	
K4TF	28" 4 Sided Glass Display Freezer With Fixed Shelves		2045	
E1	5ft Wall Site Display Freezer		2045	
E2	7.3ft Wall Site Display Freezer		2285	
E3	6.4ft Wall Site Display Freezer with Side Visibility		2285	
E4	6.4ft Wall Site Display Freezer		2285	
D1C	58" Wall Site Display Freezer With 5 Baskets		1805	
F2 FREEZER	47.25" Sliding Glass Top Freezer With 1 Basket		840	
F3-US	70.6" Low Temp Display Freezer and Ice Cream Freezer		1080	
B2F	6.1ft Euro Curved Glass Display Freezer		2465	
DC8	4ft 8 Well Ice Cream Dipping Cabinet		1895	
G12	48.25" Gelato Ice Cream Cabinet		2465	
200GBT	47.5" Counter Top Display Freezer		785	
H2	4 cu-ft Storage Freezer		360	
H4IB	23.5" Counter Top Display Freezer		605	
PENGUIN 1	Single Bowl Frozen Drink Display		540	
I-PRO 2M	Double Bowl Frozen Drink Display		720	
<b>COOKING AND CATERING</b>				
BIH	4.25ft Euro Hot Curved Glass Display With Steam Deck(Bars/Pans by Request)		2225	
ISOLA 4H	56" Hot Bain Marie Buffet Style Display		2225	
ISOLA 4HS/S	59.25" Hot Bain Marie Buffet Style Display		2225	
MCT	60" Mobile 4 Burner Cook Top		965	
MCTM	60" Mobile 4 Burner Cook Top With Display Mirror		995	
CO25	28.5" Convection Oven With Stand - Fits 1/2 Size Trays		840	
200H	35.5" Counter Top Hot Self-Service Display		755	
HSD2	30" Hot self-serve unit		840	
MW	24" Microwave		300	
DW	13" 2 Lamp Display Warmer (Pan by Request)		150	
DDR	15.5" Deep Fryer		360	
TOP2	22.5" Counter Top Dual Burner Cook Top		180	
IB	23.63" Induction Burner		275	
SWW	14.5" Single Well Warmer		330	
EWC	22.83" Electric Warming Cabinet		925	
MS12	23" Electric Meat Slicer		635	
200DRY	35.25" Counter Top Dry Display		540	
MSU	41" Mobile Hand Washing Sink		635	
HWS	26.5" 2 Person Hand Washing Station		540	

PAGE 5 SUBTOTAL

COMPANY NAME

BOOTH #

SHOW NAME:

### Optional Accessories

DESCRIPTION	COST \$	QTY
Mandy 2 Peg Bar	19	
Mandy 2 Pegs	1	
Mandy 2 Shelf Circle:Top/Middle/Bottom	19	
Sara 2 Peg Bar	30	
Sara 2 Pegs	1	
Sara 2 Shelf Circle:Top/Middle/Bottom	30	
C1-LEM Peg bar	25	
C2-LEM Peg Bar	30	
C3-LEM Peg Bar	36	
C Pegs	1	
C1 Shelf	25	
C2 Shelf	30	
C3 Shelf	36	
Gen 1 Peg Bar	25	
Gen 2 Peg Bar	30	
Gen Pegs	1	
Gen 1 Shelf	25	
Gen 2 Shelf	30	
CO25 Sheet Pans (For stand)	25	
CO25 Trays	19	
Isola or B1H 1/4 Size Gastronorm Pan	25	
Isola or B1H 1/3 Size Gastronorm Pan	30	
Isola or B1H 1/2 Size Gastronorm Pan	36	
Isola or B1H Full Size Gastronorm Pan	72	
C2 EURO Madiera Shelf Circle: Top/Middle/Bottom	30	
C2 EURO Madiera Peg Bar	30	
C2 EURO Madiera Pegs	30	
G4C Extra Shelf	30	
G6C Extra Shelf	30	
G1C Extra Shelf	30	
G6FC Extra Shelf	30	
EWC Full Size Trays	19	

### Optional Canopy Graphics

DESCRIPTION	COST \$	QTY
G4C Canopy Graphics	91	
G1C Canopy Graphics	91	
G6C Canopy Graphics	119	
G6FC Canopy Graphics	119	

### Optional Accessories at no Extra Charge

DESCRIPTION	QTY
B1 Ice Insert	
B2 Ice Insert	
B3 Ice Insert	
B Corner Ice Insert	
E1 Ice Insert	
E2 Ice Insert	
E3 Ice Insert	
E4 Ice Insert	
Jinny 104 Ice Insert	
Jinny 150 Ice Insert	
Jinny 250 Ice Insert	
P-360 Ice Insert	
C1-LEM Product Stoppers	
C2-LEM Product Stoppers	
C3-LEM Product Stoppers	
Gen 1 Product Stoppers	
Gen 2 Product Stoppers	
Sara 2 Product Stoppers	
DW Pan	

### Total Cost of Accessories:

\$

**Please Note:** Supply of the above equipment cannot take place without this form being completed and returned to Lowe Rental Inc.



# The Easy Option

Quick and Easy. Online Ordering.

exhibitions.lowerental.com



### Browse Online

Select & purchase your equipment.



### Secure Payment

Instant online checkout.



### User Friendly

Pay with your mobile, tablet, or desktop.



### Re-Order Ready

View and repeat your saved previous orders.

PAYMENT TYPE: <input type="checkbox"/> CHECK <input type="checkbox"/> BANK WIRE <input type="checkbox"/> VISA <input type="checkbox"/> MASTERCARD <input type="checkbox"/> DINER'S CLUB <input type="checkbox"/> AMEX					PAGE 3 SUBTOTAL	
CREDIT CARD #			EXP. DATE		PAGE 4 SUBTOTAL	
NAME ON CARD			SECURITY CODE		Total Cost of Accessories	
SIGNING BELOW COMPLETES YOUR ORDER AND IS ACCEPTANCE OF OUR RENTAL TERMS & CONDITIONS, AVAILABLE FROM THE ABOVE OFFICE OR <a href="http://WWW.LOWERENTAL.COM/US">WWW.LOWERENTAL.COM/US</a>					LoweHub Total	
					EQUIPMENT TOTAL	
					Damage Waiver 8%	
					TOTAL	
PAGE 1 CONTACT NAME SIGNATURE					RENTAL TAX 6.5%	
					<b>GRAND TOTAL US \$</b>	
OFFICE USE ONLY	IC	BB	O#	INV#		



# Exhibition Equipment Rental Catalog



## We Are Lowe.

Lowe Rental are a trusted exhibition rental partner to businesses across the USA and around the world. Renting best-in-class refrigeration, cold rooms and catering equipment wrapped in a seamless service provision that is designed to deliver expert guidance, easy ordering and complete support – from installation to maintenance and hassle-free removal – all in one comprehensive solution.


With over 48 years of industry experience, Lowe Rental are the global market leader of equipment rental solutions for food and beverage exhibitions. Sourcing from 50+ manufacturers worldwide, we offer an unparalleled range of cutting-edge equipment combined with innovative rental solutions to meet the evolving needs of our exhibitors.



# The Easy Option

Quick and Easy. Online Ordering.

[exhibitions.lowerental.com](http://exhibitions.lowerental.com)



## Browse Online

Select & purchase your equipment.



## Secure Payment

Instant online checkout.



## User Friendly

Pay with your mobile, tablet, or desktop.



## Re-Order Ready

View and repeat your saved previous orders.

# Contents

01	<b>LoweHub</b>		
	Brandable Exhibition Counter.....	5	
02	<b>Refrigerated</b>		
	B Series .....	6	
	B LG Series .....	7	
	B Corner.....	8	
	Jinny .....	9	
	P360°.....	10	
	C LEM Series .....	11	
	Genova .....	12	
	Sara 2.....	13	
	C2 Euro Madeira .....	14	
	Mandy 2.....	15	
	G Series.....	16	
	G8C.....	17	
	G5 .....	18	
	Kubo 500R .....	19	
	Victoria .....	20	
	L Harmony .....	21	
	Prep .....	22	
	F2 Chiller .....	23	
	Oasis .....	24	
	Memphis .....	25	
	Isola .....	26	
	K2T/K2TF .....	27	
	K3T .....	28	
	G223.....	29	
	H1.....	30	
	Starlet .....	31	
	I1/I3 .....	32	
	Bodega.....	33	
03	<b>Frozen</b>		
	G Series .....	34	
	Kubo 500F .....	35	
	K1T/K4TF.....	36	
	K4T .....	37	
	E1.....	38	
	E2 .....	39	
	E3.....	40	
	E4 .....	41	
	D1C.....	42	
	F2 Freezer .....	43	
	F3-US .....	44	
	B2F.....	45	
	DC8.....	46	
	G12 .....	47	
	200GBT.....	48	
	H2 .....	49	
	H4IB .....	50	
	Penguin 1 .....	51	
	I-PRO 2M .....	52	
04	<b>Cooking and Catering Equipment</b>		
	B1H .....	53	
	Isola .....	54	
	MCT .....	55	
	CO25 .....	56	
	200 Hot .....	57	
	HSD2 .....	58	
	MW.....	59	
	DW .....	60	
	DDR.....	61	
	Top2.....	62	
	IB.....	63	
	SSW .....	64	
	EWC.....	65	
	MS12.....	66	
	200 Dry.....	67	
	MSU .....	68	
	HWS.....	69	
05	<b>Cold Rooms</b>		
	Modular Walk-in		
	Cold and Freezer Rooms .....	70	
06	<b>Addresses</b>		
	Contacts.....	72	

# Introducing LoweHub™



An all in one welcome desk, offering increased security, chilled refreshments for hospitality, multiple charging ports and an interchangeable branding site.



Feature	Name	Specifications	Features
	Branding site	(HxW) 33.22 x 17.87 in	A poster site that is interchangeable, using magnets to fix the poster firmly to the LoweHub and a plastic sheet to protect the artwork. **Printing not provided**
	x4 Charging ports	x2 13amp plugs & x2 USB sockets	Universal charging ports, suitable to charge 4 devices at once and located out of sight behind roller door for enhanced security.
	Fridge	19.68"x15.82"x16.77" in 20 amps 120 volts 2000 watts	Compact storage refrigerator with sleek design.
	Safe	7.87 x 16.92 x 14.56 in	ELSafe Elite Electronic Safe. Accommodates up to 15" laptop
	Ambient space	4.33 x 10.82 x 14.17 in	Area to store laptops and mobile devices while charging. Also perfect for keeping stationary and other items tidy and out of sight.

# Euro Deli Curved Glass Display

## B Series



### At a Glance

Model	B1	B2	B3
Dimensions WxDxH (inches)	52 3/8 x 43 x 52 1/2	77 x 43 x 52 1/2	101 5/8 x 43 x 52 1/2
Width without end walls (inches)	47	70 3/4	94
Display area (square feet)	11	16 1/2	22
Storage capacity (cubic feet)	5 1/2	8 1/4	10 3/4
Storage area width (inches)	47	70 3/4	94
Storage area depth (inches)	20	20	20
Storage area height (inches)	10	10	10
Condensing unit size (HP)	1/3	1/3	1/2
Refrigerant	R404	R404	R404
Power Supply v/Hz/Ph	120/60/1	120/60/1	120/60/1
Amps	20	20	20
Watts	2000	2000	2000
Deck fans	1	2	3
Temp Range	34...42°F or +1...+6°C	34 ...42°F or +1...+6°C	34...42°F or +1...+6°C

Plug - each unit requires a single dedicated power supply; 24 hour power if keeping product in unit overnight

### Features

- Automatic defrost
- Heater pan evaporation (no plumbing required)
- Built in preparation counter
- Castors supplied with case
- Easy to clean surfaces
- Forced air cooling
- Fully self contained unit
- Illuminated stainless steel display deck
- Rear access to display deck for server
- Refrigerated under-storage (accessed through rear doors with magnetic gaskets)
- Simple plug in operation
- Top hinged glass with hydraulic arm support for curved glass unit
- ABS foamed end walls
- Ice insert for fish display available upon request

\* Display shelf available upon request (NOT refrigerated)

# Deli Self-Service Display

## B LG Series



### At a Glance

Model	B1 LG	B2 LG	B3 LG
Dimensions WxDxH (inches)	52 3/8 x 43 x 38 1/4	77 x 43 x 38 1/4	101 5/8 x 43 x 38 1/4
Width without end walls (inches)	47	70 3/4	94
Display area (square feet)	11	16 1/2	22
Storage capacity (cubic feet)	5 1/2	8 1/4	10 3/4
Storage area width (inches)	47	70 3/4	94
Storage area depth (inches)	20	20	20
Storage area height (inches)	10	10	10
Condensing unit size (HP)	1/3	1/3	1/2
Refrigerant	R404	R404	R404
Power supply v/Hz/Ph	120/60/1	120/60/1	120/60/1
Amps	20	20	20
Watts	2000	2000	2000
Deck fans	1	2	3
Temp Range	34...42°F or +1...+6°C	34...42°F or +1...+6°C	34...42°F or +1...+6°C

Plug - each unit requires a single dedicated power supply; 24 hour power if keeping product in unit overnight

### Features

- Automatic defrost
- Heater pan evaporation (no plumbing required)
- Built in preparation counter
- Castors supplied with case
- Easy to clean surfaces
- Forced air cooling
- Fully self contained unit
- Illuminated stainless steel display deck
- Rear access to display deck for server
- Refrigerated under-storage (accessed through rear doors with magnetic gaskets)
- Simple plug in operation
- Ice insert for fish display available upon request
- ABS foamed end walls

# 90° Corner Display

## B Corner



### At a Glance

Model	B Corner
Dimensions WxDxH (inches)	52 ½ x 52 ½ x 50 ½
Width without end walls (inches)	50
Display area (square feet)	11 ½
Condensing unit size (HP)	½
Refrigerant	R404
Power supply v/Hz/Ph	120/60/1
Amps	20
Watts	2000
Deck fans	2
Temp Range	34...42°F or +1...+6°C

Plug - each unit requires a single dedicated power supply; 24 hour power if keeping product in unit overnight

### Features

- Automatic defrost
- Heater pan evaporation (no plumbing required)
- Built in preparation counter
- Castors supplied with case
- Easy to clean surfaces
- Forced air cooling
- Fully self contained 90° corner
- Ice insert for fish display available upon request
- Illuminated stainless steel display deck
- Rear access to display deck for server
- Simple plug in operation
- Top hinged glass with hydraulic arm support for curved glass unit

# Glass Front Serve-Over Display

## Jinny



### At a Glance

Model	J104	J150	J250
Dimensions WxDxH (inches)	41 x 36 1/2 x 50 1/2	59 x 36 1/2 x 50 1/2	99 x 36 1/2 x 50 1/2
Display area (inches)	38 w x 26 1/2 d	55 1/2 w x 26 1/2 d	95 1/2 w x 26 1/2 d
Display area (square feet)	7	10 3/4	17 1/2
Condensing unit size (HP)	1/3	3/8	1/2
Refrigerant	R404	R404	R404
Power supply v/Hz/Ph	120/60/1	120/60/1	120/60/1
Amps	20	20	20
Watts	2000	2000	2000
Temp Range	34...42°F or +1...+6°C	34...42°F or +1...+6°C	34...42°F or +1...+6°C

Plug - each unit requires a single dedicated power supply; 24 hour power if keeping product in unit overnight

### Features

- Bottom hinged glass
- Easy access for loading, setting of display and cleaning
- Simple disassembly for cleaning
- Castors supplied with case
- Euro style front and side glass
- Ice insert for fish display available upon request
- Illuminated stainless steel, display deck
- Rear access to the display for the server
- Under counter refrigerated storage
- Fully self contained unit
- Simple plug in operation
- Granite preparation counter built in
- Easy to clean surfaces and attractive lines
- ABS foamed end walls
- Magnetic door gasket for perfect seal
- Forced air cooling

# Grab & Go Island Display Refrigerator

P360°



## At a Glance

\*P360 available in two different models

Model	P360°
Dimensions WxDxH (inches)	55 ½ x 47 x 35
Display area (square feet)	12 ¼
Condensing unit size (HP)	1/3
Refrigerant	R404
Power supply v/Hz/Ph	120/60/1
Amps	20
Watts	2000
Deck fans	2
Temp Range	36...50°F or +2...+6°C

Plug - each unit requires a single dedicated power supply; 24 hour power if keeping product in unit overnight

## Features

- 360° product visibility
- Forced air system
- Castors supplied with case
- Stainless steel deck
- Protective bumpers
- European appearance
- Digital thermostat
- Suitable for all refrigerated products
- Gray bottom panels
- Simple plug in operation
- Ice insert for fish display available upon request

# Euro Dairy/Deli Merchandiser

## C LEM Series



### At a Glance

Model	C1-LEM	C2-LEM	C3-LEM
Dimensions WxDxH (inches)	39.61 x 29.61 x 81.81	51.89 x 29.61 x 81.81	76.50 x 29.61 x 81.81
Width without end walls (inches)	36 ¾	49 ½	73 ½
Number of shelves	4	4	4
Shelf width x depth (inches)	36 ¾ w x 17 ½ d	49 ½ w x 17 ½ d	73 ½ w x 17 ½ d
Display area (inches)	36 ¾ w x 24 d	49 ½ w x 24 d	73 ½ w x 24 d
Display area (sq.ft.)	18 ¼	24	36 ¼
Condensing unit size (HP)	¾	¾	1 ⅛
Refrigerant	R404	R404	R404
Power supply v/Hz/Ph (unit)	120/60/1	120/60/1	120/60/1
Amps (unit)	20	20	20
Watts (unit)	2000	2000	2000
Deck fans	1	2	3
Temp Range	35...42°F or +2...+6°C	35...42°F or +2...+6°C	35...42°F or +2...+6°C

Plug - each unit requires a single dedicated power supply; 24 hour power if keeping product in unit overnight

### Features

- Open front-self service grab and go
- Easy access for loading and cleaning
- Excellent vision through attractively styled side glass
- White Interior
- Four fully adjustable shelves
- Shelves can be angled
- Extra shelves available upon request
- Peg bars and pegs available upon request
- Energy saving self contained night blind
- Efficient, quiet system
- Castors supplied with case
- Fully self contained unit
- Simple plug in operation with simple controls
- No drain required (hot gas evaporation of defrost water)
- Impact resistant finish
- Pricing rails on each shelf
- Shelf product stoppers available upon request

# Open Front Merchandiser

## Genova



### At a Glance

Model	Genova 1	Genova 2
Dimensions WxDxH (inches)	40 1/2 x 35 1/2 x 86	52 3/4 x 35 1/2 x 86
Width without end walls (inches)	37	49 1/4
Number of shelves	5	5
Shelf width and depth (inches)	36 1/2 w x 17 3/4 d	49 w x 17 3/4 d
Display area (inches)	36 1/2 w x 21 3/4 d	49 w x 21 3/4 d
Display area (sq.ft.)	27 1/2	37
Condensing unit size (HP)	1	1
Refrigerant	R404	R404
Power supply v/Hz/Ph (unit)	120/60/1	120/60/1
Amps (unit)	20	20
Watts (unit)	2000	2000
Deck fans	1	2
Temp Range	35...42°F or +2...+6°C	35...42°F or +2...+6°C

Plug - each unit requires a single dedicated power supply; 24 hour power if keeping product in unit overnight

### Features

- Open front – self service grab and go
- Easy access for loading and cleaning
- White Interior
- Five fully adjustable shelves
- Additional shelves available upon request
- Peg bars and pegs available upon request
- Shelves can be angled
- Energy saving self contained night blind
- Efficient, quiet system
- Castors supplied with case
- Fully self contained unit
- Simple plug in operation with simple controls
- No drain required (hot gas evaporation of defrost water)
- Impact resistant finish
- Pricing rails on each shelf
- Glass or solid end walls
- Shelf product stoppers available upon request

# Open Front Merchandiser

## Sara 2



### At a Glance

Model	Sara 2
Dimensions WxDxH (inches)	51.89 x 29.61 x 70
Width without end walls (inches)	49
Display area (square feet)	16.88
Top shelf (inches)	49 w x 7 d
Middle shelf (inches)	49 w x 10 d
Bottom shelf (inches)	49 w x 14 d
Bottom Deck (inches)	49 w x 18 ¾ d
Condensing unit size (HP)	¾
Refrigerant	R404
Power supply v/Hz/Ph	120/60/1
Amps	20
Watts	2000
Deck Fans	2
Temp Range	35...42°F or +2...+6°C

Plug - each unit requires a single dedicated power supply; 24 hour power if keeping product in unit overnight

### Features

- Open Front - self service grab and go
- Easy access for loading and cleaning
- White interior
- 3 Fully adjustable shelves
- Additional shelves available upon request
- Peg bars and pegs available upon request
- Castors supplied with case
- Energy saving self contained night blind
- Efficient, quiet system
- No drain required (hot gas evaporation of defrost water)
- Pricing rails on each shelf
- Forced air cooling
- Shelf product stoppers available upon request

# Open Front Merchandiser

## C2 Euro Madeira



### At a Glance

Model	C2 Euro Madeira
Dimensions WxDxH (inches)	51 x 33 1/4 x 71 1/4
Width without end walls (inches)	49 1/2
Top shelf (inches)	49 1/2 w x 12 d
Middle shelf (inches)	49 1/2 w x 15 3/4 d
Bottom shelf (inches)	49 1/2 w x 19 3/4 d
Bottom Deck (inches)	49 1/2 w x 24 1/2 d
Condensing unit size (HP)	3/4
Display area (square feet)	24 3/4
Refrigerant	R404
Power supply v/Hz/Ph	120/60/1
Amps	20
Watts	2000
Deck Fans	1
Temp Range	35...42°F or -1...+5°C or -1...+7°C

Plug - each unit requires a single dedicated power supply; 24 hour power if keeping product in unit overnight

### Features

- Open Front – self service grab and go
- Easy access for loading and cleaning
- 3 Fully adjustable shelves
- Additional shelves available upon request
- Peg bars and pegs available upon request
- Castors supplied with case
- Energy saving self contained night blind
- Efficient, quiet system
- No drain required (hot gas evaporation of defrost water)
- Pricing rails on each shelf
- Forced air cooling
- Shelf product stoppers available upon request

# Open Front Merchandiser

## Mandy 2



### At a Glance

Model	Mandy 2
Dimensions WxDxH (inches)	39.6 x 29.6 x 56
Width without end walls (inches)	36.9
Top shelf	36.9 x 9.8
Middle shelf (inches)	36.9 x 11.8
Bottom shelf (inches)	36.9 x 15.7
Bottom Deck (inches)	36.9 x 19.7
Display area (square feet)	14ft
Refrigerant	R290
Power supply v/Hz/Ph	120/60/1
Amps	20
Watts	2000
Deck fans	3
Temp Range	33-41 F°

Plug - each unit requires a single dedicated power supply; 24 hour power if keeping product in unit overnight

### Features

- Automatic defrost
- Castors supplied with case
- Easy to clean surfaces
- Fits through single door
- Forced air cooling
- Fully self contained unit
- Heater pan evaporation (no plumbing required)
- Illuminated top shelf
- Simple plug in operation
- Stainless steel shelves and display deck
- 3 shelves as standard
- Energy saving self contained night blind
- Available in black and white

# Upright Display Refrigerator

## G Series



### At a Glance

Model	G4C	G6C
Dimensions WxDxH (inches)	26 ¾ x 33 ¾ x 81 ½	54 x 33 ¾ x 81 ½
Canopy dims (inches)	24 x 6	51 x 6
Shelf width x depth (inches)	21 ½ x 24 ¾	21 ½ x 24 ¾
Number of shelves	4	8
Condensing unit size (HP)	1/3	1/2
Refrigerant	R290	R290
Powers supply v/Hz/Ph	120/60/1	120/60/1
Volume Cubic Feet	23.67 Cu. Ft.	48 Cu. Ft.
Watts	2000	2000
Amps	20	20
Temp range	33...41°F or +1...+5°C	33...41°F or +1...+5°C

Plug - each unit requires a single dedicated power supply; 24 hour power if keeping product in unit overnight

### Features

- For all chilled food products
- Fully self contained bottom mounted condensing unit
- Efficient, quiet system
- Fan assisted
- Automatic evaporator of defrost water
- Ozone friendly
- White interior and black exterior
- Full length internal vertical lights
- Sturdy handle
- Magnetic door gaskets
- Easy access for loading and cleaning
- Easy clean surfaces
- Illuminated canopy for graphics
- Fully adjustable shelves
- Four shelves per door
- Castors supplied with case
- Minimum maintenance
- Low energy consumption
- Double pane glass door(s)
- Self closing door(s)

# Triple Door Dual Temperature Refrigerator

## G8C



### At a Glance

Model	G8C
Dimensions WxDxH (inches)	79.5 x 32.5 x 83.5
Side Shelves	21 ½ L x 23 ¼ W
Middle shelf (inches)	21 ½ L x 26 ½ W
Refrigerant	R290
Power supply v/Hz/Ph	120/60/1
Amps	20
Temp Range	- 4... 37 F°

Plug - each unit requires a single dedicated power supply; 24 hour power if keeping product in unit overnight

### Features

- Application: Dairy, deli, fresh meat, frozen

# Upright Glass Door Refrigerator

## G5



### At a Glance

Model	G5
Dimensions WxDxH (inches)	36 x 24 x 54
Capacity	15 cu ft
Condensing unit size (HP)	1/3
Refrigerant	R404
Power supply v/Hz/Ph	20/60/1
Amps	20
Watts	2000
Deck Fans	1
Temp Range	33°...41°F or +3°...+6°C

Plug - each unit requires a single dedicated power supply; 24 hour power if keeping product in unit overnight

### Features

- Bottom mount refrigeration system
- 2 Sliding glass doors (front & Back)
- Pass through configuration
- 3 shelves standard
- Fan assisted
- Efficient, quiet system
- Fully adjustable shelves
- Double pane glass doors
- Easy access for loading & cleaning
- White interior

# Glass Door Display Refrigerator

Kubo 500R



## At a Glance

Model	Kubo 500R
Dimensions WxDxH (inches)	60 x 28 x 54
Number of shelves	8
Shelf dimensions (inches)	23 ½ w x 15 ¾ d
Condensing unit size (HP)	1 1/8
Refrigerant	R404
Power supply v/Hz/Ph	120/60/1
Amps	20
Watts	2000
Deck fans	Yes
Temp range	36...50°F or +2...+10°C

Plug - each unit requires a single dedicated power supply; 24 hour power if keeping product in unit overnight.

## Features

- Adjustable wire shelves
- Hinged doors
- Vertical lights
- Castors supplied with case
- 360° visibility
- Easy to clean
- Automatic defrost
- No drain required
- Stainless steel front

# Curved Glass Bakery Display

Victoria



## At a Glance

Model	V150	V200
Dimensions WxDxH (inches)	56 2/3 x 36 x 50	74 x 36 x 50
Number of shelves	4	4
Top shelf dimensions (inches)	24 1/4 w x 15 d	32 7/8 w x 15 d
Other shelf dimensions (inches)	24 1/4 w x 17 d	32 7/8 w x 17 d
Condensing unit size (HP)	1/4	1/3
Refrigerant	R134A	R134A
Power Supply v/Hz/Ph	120/60/1	120/60/1
Amps	20	20
Watts	2000	2000
Temp Range	33...50°F or +2...+10°C	33...50°F or +2...+10°C

Plug - each unit requires a single dedicated power supply; 24 hour power if keeping product in unit overnight.

## Features

- Three exhibition levels
- Rear sliding glass doors
- Available in black or stainless finish
- Front access to condensing unit
- Double tempered curved glass
- Castors supplied with case
- Low energy consumption
- Easy to clean
- Automatic defrost cycle
- No drain required
- Stainless steel deck
- Stainless steel front
- Stainless steel shelves
- Static air system
- Wide stainless steel top

# Bakery Display Cabinet

## L Harmony



### At a Glance

Model	L1H	L3H
Dimensions WxDxH (inches)	36.88 x 31.10 x 49.80	51.18 x 31.10 x 49.80
Number of shelves	3	3
Top shelf (inches)	35 1/2 w x 13 d	51 w x 13 d
Middle shelf (inches)	35 1/2 w x 13 1/2 d	51 w x 13 1/2 d
Lower shelf (inches)	35 1/2 w x 16 d	51 w x 16 d
Condensing unit size (HP)	1/4	1/2
Refrigerant	R290	R290
Power supply v/Hz/Ph	120/60/1	120/60/1
Amps	20	20
Watts	2000	2000
Fan assisted	Yes	Yes
Temp Range	34°...42°F or +1°...+6°C	34°...42°F or +1°...+6°C

Plug - each unit requires a single dedicated power supply; 24 hour power if keeping product in unit overnight

### Features

- Anodized finish
- Curved front glass
- Glass ends
- Fixed glass shelves (3)
- Glass all around display
- Stainless steel lower display deck
- Sliding glass doors at rear, full size for access
- European appearance
- Castors supplied with case
- Economical system
- Forced air system- uniform cooling on all levels
- Strong construction
- Efficient, quiet system
- Easy to clean surfaces and lines
- Illuminated display (light above each shelf)
- Fully self contained
- Ozone friendly refrigerant
- Simple plug in operation with simple controls
- Thermostat control
- Operator friendly
- No plumbing required
- Additional colors are available

# Refrigerated Prep Counter

## Prep



### At a Glance

Model	Prep 1	Prep 2
Dimensions WxDxH (inches)	44 ½ x 32 ½ x 41 ½	67 ½ x 35 ½ x 41 ½
Storage area (inches)	25 ¼ w x 27 d x 24h	48 w x 27 d x 24 h
Shelf (inches)	24 w x 26 d	23 w x 26 d (x2)
Cutting board dimensions (inches)	44 w x 16 ½ d	67 ½ w x 19 ½ d
Condensing unit size (HP)	1/6	½
Refrigerant	R134	R134
Power supply v/Hz/Ph	120/60/1	120/60/1
Amps	20	20
Watts	2000	2000
Fan assisted	Yes	Yes
Temperature Range	33.8...41°F	33.8...41°F

Plug - each unit requires a single dedicated power supply; 24 hour power if keeping product in unit overnight.

### Features

- Stainless steel finish
- Low energy consumption
- Two storage levels
- Adjustable shelves
- Six poly-carbonate inserts included
- Corrosion resistant white interior finish
- Automatic defrost cycle
- Extra deep removable cutting board
- Lockable castors
- Fully mobile

# Glass Sliding Lid Chiller

## F2 Chiller



### At a Glance

Model	F2 Chiller
Dimensions WxDxH (inches)	64 x 27 ½ x 37
Inside Height (inches)	27
Inside Width (inches)	60
Inside Depth (inches)	20
Storage capacity (cubic feet)	18 ¾
Condensing unit size (HP)	1/3
Refrigerant	R134
Power supply v/Hz/Ph	120/60/1
Amps	20
Watts	2000
Temp Range	34...42°F or +1...+6°C

Plug - each unit requires a single dedicated power supply; 24 hour power if keeping product in unit overnight

### Features

- Modern, state-of-the-art styling
- Wear resistant black vinyl coated steel exterior with all stainless steel countertop and slide lids for lifetime durability
- Heavy duty, long lasting galvanized steel interior
- Front, rear and side venting louvers allow greater condenser air flow for tight fit installations
- Easily accessible and serviceable slide out condensing unit
- Automatic, energy saving, non-electric condensate disposal system with easily accessible, front mounted cleanout drainage hose and drain pan
- High density, non-CFC polyurethane foamed-in-place insulation

# Sealed Deck, Suitable for Ice

## Oasis



### At a Glance

Model	Oasis 1	Oasis 2
Dimensions WxDxH (inches)	43 x 43 x 52 closed / 68 raised	55 x 55 x 52 closed / 68 raised
Display area (square feet)	10 ¼	17 ½
Condensing unit size (HP)	1/3	1/3
Refrigerant	R134	R134
Power supply v/Hz/Ph	120/60/1	120/60/1
Amps	20	20
Watts	2000	2000
Deck fans	2	2
Temp Range	34...42°F or +1 ...+6°C	34...42°F or +1 ...+6°C

Plug - each unit requires a single dedicated power supply; 24 hour power if keeping product in unit overnight

### Features

- Wooden finish
- Acrylic dome for 360° viewing
- Stainless steel display deck-sealed
- Suitable for ice
- Drain fitted
- Lid is raised electronically
- Self service with lid up
- Display with lid down
- Multipurpose display case
- Smooth finish and appearance
- Fully mobile
- Economical system
- Static evaporation system
- Very rapid pull down time
- Strong construction
- Efficient, quiet system
- Easy to clean surfaces and smooth lines
- Illuminated display
- Fully self contained
- Ozone friendly refrigerant
- Simple plug in operation with simple controls
- Thermostat control
- Operator friendly
- Castors supplied with case
- Spot display

# Open Front Merchandiser

## Memphis



### At a Glance

Model	Memphis 90	Memphis 120
Dimensions WxDxH (inches)	35 ½ x 32 ¾ x 56 ½	47 ½ x 32 ¾ x 56 ½
Display deck (inches)	32 w x 22 d	44 w x 22 d
Display deck (square feet)	5	6 ¾
Condensing unit size (HP)	¼	¼
Refrigerant	R404	R404
Power supply v/Hz/Ph	20/60/1	120/60/1
Amps	20	20
Watts	2000	2000
Deck Fans	1	2
Temp Range	37...42°F or +3...+6°C	37...42°F or +3...+6°C

Plug - each unit requires a single dedicated power supply; 24 hour power if keeping product in unit overnight

### Features

- Grab and Go refrigerated lower section
- Non refrigerated upper section
- Lockable Castors
- Sliding rear doors on upper section
- Glass shelf in upper section
- Fully mobile
- Smooth end walls
- Available in Black or Bronze
- No drain required (hot gas evaporation of defrost water)
- Efficient, quiet system

# Cold Buffet Style Display

## Isola



### At a Glance

Model	Isola 4S/S	Isola 6S/S
Dimensions WxDxH (inches)	59 ¼ x 29 ½ x 45	86 x 29 ½ x 45
Height (inches) top up	59	59
Condensing unit size (HP)	1/3	1/3
Refrigerant	R134	R134
Power supply v/Hz/Ph	120/60/1	120/60/1
Amps	20	20
Watts	2000	2000
Temp range	38...50°F or +3...+10°C	38...50°F or +3...+10°C

Plug - each unit requires a single dedicated power supply; 24 hour power if keeping product in unit overnight

### Features

- Internal basin in AISI stainless steel
- External in wood or stainless steel
- Gastronorm pans available upon request
- Different configurations available
- Pans available upon request
- Accepts deep or shallow pans
- Static refrigeration system
- Digital control panel
- Electronic lid for ease of loading/serving
- Castors supplied with case
- Serving trays optional
- LED lighting optional

# 4 Sided Glass Display Chiller

K2T / K2TF



## At a Glance

Model	K2T	K2TF
Dimensions WxDxH (inches)	23 1/2 x 24 x 71	23 1/2 x 24 x 71
Shelf dimensions (inches)	16 1/2 diameter	17 1/2 x 17 1/2
Number of shelves	6	5
Condensing unit size (HP)	1/3	1/3
Refrigerant	R134	R134
Power supply v/Hz/Ph	120/60/1	120/60/1
Amps	20	20
Watts	2000	2000
Evaporator fans	1	1
Temp range	35...50°F or +4...+10°C	35...50°F or +4...+10°C

Plug - each unit requires a single dedicated power supply; 24 hour power if keeping product in unit overnight

## Features

- LED lighting
- Anodized gold or silver finish
- Automatic defrost
- Castors supplied with case
- Easy to clean surfaces
- Forced air cooling
- Fully self contained unit
- Glass on four sides
- Heater pan evaporation (no plumbing required)
- Illuminated display
- Rotating glass shelves (K2T) (mirrored bottom shelf)
- Rotation stops when door is opened
- Simple plug in operation

# 6 Sided Glass Display Chiller

## K3T



### At a Glance

Model	K3T
Dimensions WxDxH (inches)	31 3/4 x 36 x 69
Shelf diameter (inches)	22
Number of shelves	5
Condensing unit size (HP)	7/8
Refrigerant	R134
Power supply v/Hz/Ph (unit)	120/60/1
Amps	20
Watts	2000
Evaporator fans	1
Temp range	35...50°F or +4...+10°C

Plug - each unit requires a single dedicated power supply; 24 hour power if keeping product in unit overnight

### Features

- LED lighting
- Anodized gold or silver finish
- Automatic defrost
- Castors supplied with case
- Easy to clean surfaces
- Forced air cooling
- Fully self contained unit
- Glass on six sides (K3T)
- Heater pan evaporation (no plumbing required)
- Illuminated display
- Rotating glass shelves (mirrored bottom shelf)
- Rotation stops when door is opened
- Simple plug in operation

# 2 Bowl Drink Dispenser

G223



## At a Glance

Model	G223
Dimensions WxDxH (inches)	13 1/2 x 17 x 25
Bowls	2
Capacity Ltr.	23
Capacity Gallon	6.34
Condensing unit size (HP)	1/10
Refrigerant	R134
Power supply v/Hz/Ph (unit)	120/60/1
Amps	15
Watts	1500
Supporting Base	13h x 14w
Temp Range	39...61°F or +4...+16°C

Plug - each unit requires a single dedicated power supply; 24 hour power if keeping product in unit overnight.

## Features

- Motorized paddle maintain mixing of product
- Adjustable thermostatic system
- Easily removable for cleaning
- Refrigeration System 120 Volt 60Hz

# Storage Chiller

## H1



### At a Glance

Model	H1
Dimensions WxDxH (inches)	20 3/4 x 20 1/2 x 32 1/4
Shelf dimensions (inches)	17 w x 13 d
Deck dimensions (inches)	17 1/2 w x 9 d
Condensing unit size (HP)	1/6
Refrigerant	R134
Power supply v/Hz/Ph (unit)	120/60/1
Amps	5
Watts	500
Weighs	73 lbs
Temp Range	35...42°F or +2...+6°C

Plug - each unit requires a single dedicated power supply; 24 hour power if keeping product in unit overnight.

### Features

- Small footprint
- Versatile around products
- Easy to use
- Lightweight and easy to handle

# Counter Top Chiller

Starlet



## At a Glance

Model	Starlet
Dimensions WxDxH (inches)	24 x 23 x 23
Shelf dimensions (inches)	20 ¾ w x 6 ¾ d
Deck dimensions (inches)	20 ¾ w x 6 ½ d
Condensing unit size (HP)	1/8
Refrigerant	R134
Power supply v/Hz/Ph (unit)	120/60/1
Amps	10
Watts	1000
Deck Fans	Yes
Weights	85 lbs
Temp Range	35...42°F or +2...+6°C

Plug - each unit requires a single dedicated power supply; 24 hour power if keeping product in unit overnight.

## Features

- Counter top footprint
- Easy to use
- Lightweight and easy to handle
- Electronic thermostat

# Display Ice Tray

11 / 13



## At a Glance

Model	11	13
Dimensions WxDxH (inches)	40 x 22 x 7	64 x 22 x 7

## Features

- Fully insulated ice tray
- High impact display
- Large capacity
- Easy to clean

# Wine Display Chiller

## Bodega



### At a Glance

Model	Bodega 1	Bodega Mini
Dimensions WxDxH (inches)	23½ x 28 x 67¾	23 3/4 x 23 1/2 x 34 1/2
Condensing unit size (HP)	□	□
Refrigerant	R134	R134
Power Supply v/Hz/Ph (unit)	120/60/1	120/60/1
Amps	20	20
Watts	2000	2000
Deck Fans	yes	yes
Temp Range	41...60°F or +5...+20°C	41...60°F or +5...+20°C

Plug - each unit requires a single dedicated power supply; 24 hour power if keeping product in unit overnight.

### Features

#### Bodega

- Dual zone built
- Seamless stainless steel door frame with 3 layer glass door
- Electronic thermostat for accurate temperature control
- Temperature setting memory in case of power off
- Fan circulated cool air for even temperature distribution
- LED lighting
- Easy to clean interior
- Efficient, quiet system
- Fully self contained
- Castors supplied with case

#### Bodega Mini

- Seamless stainless steel door frame with 3 layer glass door
- Electronic thermostat for accurate temperature control
- 6 beech wood shelves with stainless steel trim on each shelf
- Fan circulated cool air for even temperature distribution
- LED lighting
- Easy to clean interior
- Efficient, quiet system
- Fully self contained

# Upright doored Display Freezers

## G Series



### At a Glance

Model	G1C	G6FC
Dimensions WxDxH (inches)	26 ¾ x 33 ¾ x 81 ½	54 x 33 ¾ x 81 ½
Number of shelves	4	8
Shelf dimensions	21 ½ x 24 ¼	21 ½ x 24 ¼
Number of doors	1	2
Canopy dims (inches)	24 x 6	51 x 6
Condensing unit size (HP)	1/2	1
Refrigerant	R290	R290
Power	120/60/1	120/60/1
Volume Cubic Feet	23.67 Cu. Ft.	48 Cu. Ft.
Watts	2000	2000
Amps	20	20
Fan assisted	Yes	Yes
Temp range	28...-4°F or 0...-20°C	28...-4°F or 0...-20°C

Plug - each unit requires a single dedicated power supply; 24 hour power if keeping product in unit overnight

### Features

- LED lighting
- Fully adjustable shelves
- Frost free
- Triple pane glass doors
- Self closing doors
- Stainless steel bottom
- No plumbing required, evaporator
- condensing pan included
- Automatic defrost cycle
- Forced air system
- Illuminated display
- Castors supplied with case

# Display Freezer

## Kubo 500F



### At a Glance

Model	Kubo 500F
Dimensions WxDxH (inches)	60 x 28 x 54
Number of shelves	8
Shelf dimensions (inches)	23 ½ w x 15 ¾ d
Condensing unit size (HP)	1 1/8
Refrigerant	R404
Power supply v/Hz/Ph	120/60/1
Amps	20
Watts	2000
Deck fans	Yes
Temp range	32...0°F or 0...-18°C

Plug - each unit requires a single dedicated power supply; 24 hour power if keeping product in unit overnight.

### Features

- Adjustable wire shelves
- Hinged doors
- Vertical lights
- Castors supplied with case
- 360° visibility
- Easy to clean
- Automatic defrost
- No drain required
- Stainless steel front

# 4 Sided Fixed Shelf Freezer

K1T/ K4TF



## At a Glance

Model	K1T	K4TF
Dimensions WxDxH (inches)	23½ x 25½ x 71 1/4	28 x 29 1/2 x 70
Number of shelves	6	5
Shelf type	Fixed	Fixed
Condensing unit size (HP)	2/3	3/4
Refrigerant	R404	R404
Power Supply v/Hz/Ph (unit)	120/60/1	120/60/1
Amps	20	20
Watts	2000	2000
Fixed shelf evaporator	yes	yes
Temp Range	32...0°F or 0...-18°C	32...0°F or 0...-18°C

Plug - each unit requires a single dedicated power supply; 24 hour power if keeping product in unit overnight.

## Features

- Anodized Finish
- Glass on all sides
- All around view of product
- Castors supplied with case
- Economical system
- Fixed evaporator shelves
- Efficient, quiet system
- Digital Thermostat control
- No plumbing required

# 4 Sided Glass Display Freezer

## K4T



### At a Glance

Model	K4T
Dimensions WxDxH (inches)	28 x 29½ x 71½
Number of shelves	6
Shelf type	Revolving
Shelf Dimensions	18" Diameter
Condensing unit size (HP)	¾
Refrigerant	R404
Power Supply v/Hz/Ph (unit)	120/60/1
Amps	20
Watts	2000
Fan assisted	yes
Temp Range	32...-4°F or 0...-20°C

Plug - each unit requires a single dedicated power supply; 24 hour power if keeping product in unit overnight.

### Features

- LED lighting
- Anodized finish
- Glass on all sides
- All around view of product
- Castors supplied with case
- Economical system
- Rotating shelves
- Mirrored bottom shelf
- Adjustable shelves
- Efficient, quiet system
- Forced air system
- Digital thermostat control
- No plumbing required
- Gold finish available

# Display Freezer

E1



## At a Glance

Model	E1
Dimensions WxDxH (inches)	60 x 35½ x 40
Condensing unit size (HP)	½
Refrigerant	R404
Power Supply v/Hz/Ph	120/60/1
Amps	20
Watts	2000
Static Refrigeration	yes
Temp Range	32...-8°F or 0...-22°C

Plug - each unit requires a single dedicated power supply; 24 hour power if keeping product in unit overnight.

## Features

- Curved glass front cabinets allow for more product visibility
- 2 sliding glass lids
- Easy access for loading, setting of display and cleaning
- Suitable for all frozen products
- Efficient, quiet system
- Easy to clean surfaces and attractive lines
- Fully self contained unit
- Ozone friendly refrigerant
- Simple plug in operation with simple controls
- Castors supplied with case

# Display Freezer

## E2



### At a Glance

Model	E2
Dimensions WxDxH (inches)	88 x 35½ x 40
Condensing unit size (HP)	½
Refrigerant	R404
Power Supply v/Hz/Ph	120/60/1
Amps	20
Watts	2000
Static Refrigeration	yes
Temp Range	32...-8°F or 0...-22°C

Plug - each unit requires a single dedicated power supply; 24 hour power if keeping product in unit overnight.

### Features

- Curved glass front cabinets allow for more product visibility
- 2 sliding glass lids
- Easy access for loading, setting of display and cleaning
- Suitable for all frozen products
- Efficient, quiet system
- Easy to clean surfaces and attractive lines
- Fully self contained unit
- Ozone friendly refrigerant
- Simple plug in operation with simple controls
- Castors supplied with case

# Wall Site Display Freezer

## E3



### At a Glance

Model	E3
Dimensions WxDxH (inches)	77 x 34 x 37
Condensing unit size (HP)	½
Refrigerant	R404
Power Supply v/Hz/Ph	120/60/1
Amps	20
Watts	2000
Static Refrigeration	yes
Temp Range	32...-8°F or 0...-22°C

Plug - each unit requires a single dedicated power supply; 24 hour power if keeping product in unit overnight.

### Features

- Curved glass front cabinets allow for more product visibility
- 2 sliding glass lids
- Easy access for loading, setting of display and cleaning
- Suitable for all frozen products
- Efficient, quiet system
- Easy to clean surfaces and attractive lines
- Fully self contained unit
- Ozone friendly refrigerant
- Simple plug in operation with simple controls
- Castors supplied with case

# Wall Site Display Freezer

## E4



### At a Glance

Model	E4
Dimensions WxDxH (inches)	77 x 34 x 39
Condensing unit size (HP)	½
Refrigerant	R404
Power Supply v/Hz/Ph	120/60/1
Amps	20
Watts	2000
Static Refrigeration	yes
Temp Range	32...-8°F or 0...-22°C

Plug - each unit requires a single dedicated power supply; 24 hour power if keeping product in unit overnight.

### Features

- Glass front cabinets allow for more product visibility
- 2 sliding glass lids
- Easy access for loading, setting of display and cleaning
- Suitable for all frozen products
- Efficient, quiet system
- Easy to clean surfaces and attractive lines
- Fully self contained unit
- Ozone friendly refrigerant
- Simple plug in operation with simple controls
- Castors supplied with case

# Slide Glass Lid Display Freezer

## D1C



### At a Glance

Model	D1C
Dimensions WxDxH (inches)	58 x 30 x 34
Condensing unit size (HP)	½
Refrigerant	R134A
Power Supply v/Hz/Ph	120/60/1
Amps	20
Watts	2000
Static Refrigeration	yes
Temp Range	50...-4°F

Plug - each unit requires a single dedicated power supply; 24 hour power if keeping product in unit overnight.

### Features

- 5 baskets standard
- 2 sliding glass lids
- LED lighting
- Easy access for loading, setting of display and cleaning
- Suitable for all frozen products
- Efficient, quiet system
- Easy to clean surfaces and attractive lines
- Fully self contained unit
- Simple plug in operation with simple controls
- Castors supplied with case

# Glass Sliding Lid Freezer

## F2 Freezer



### At a Glance

Model	F2
Dimensions WxDxH (inches)	47 1/4 x 24 3/4 x 34 1/4
Inside dimensions WxDxH (inches)	42 x 20 x 25
Storage capacity (cubic feet)	12 1/4
Condensing unit size (HP)	3/4
Refrigerant	R404
Power supply v/Hz/Ph	120/60/1
Amps	20
Watts	2000
Deck fans	n/a
Temp range	32...-4°F or 0...-20°C

Plug - each unit requires a single dedicated power supply; 24 hour power if keeping product in unit overnight.

### Features

- 2 sliding glass lids
- Easy access for loading, setting of display and cleaning
- Excellent vision through top glass
- White interior and exterior
- Suitable for all frozen products
- Efficient, quiet system
- Easy to clean surfaces and attractive lines
- Fully self contained unit
- Ozone friendly refrigerant
- Simple plug in operation with simple controls
- Manual defrost and drain
- One standard basket included
- Impact resistant finish
- Castors supplied with case

# Low Temp Display And Ice Cream Freezer

## F3-US



### At a Glance

Model	F3-US
Dimensions WxDxH (inches)	70 5/8 x 27 3/8 x 32 5/8
No. of Optional Baskets	7
Cubic Feet	20.0
Net Weight (lbs.)	227
Refrigerant	R-290
Voltage/Hz/Phase	115/60/1
Running Amps	4.1
Compressor HP	1/2
Temp range	-15° to +25°F

Plug - each unit requires a single dedicated power supply; 24 hour power if keeping product in unit overnight.

### Features

- LED interior lighting
- Painted steel interior
- Environmentally friendly hydrocarbon refrigerant
- Casters with 2 locking

#### Options

- Graphics
- Lock and key
- Dipper well
- Hanging baskets with product dividers

- 3-gallon hanging baskets with collar
- Gelato pans and holders
- Sneeze shield

# Display Freezer

## B2F



### At a Glance

Model	B2F
Dimensions WxDxH (inches)	73 1/2 x 43 x 51 1/2
Condensing unit size (HP)	1
Refrigerant	R404
Power supply v/Hz/Ph	120/60/1
Amps	20
Watts	2000
Deck fans	Yes
Temp range	32...0°F or 0...-18°C

Plug - each unit requires a single dedicated power supply; 24 hour power if keeping product in unit overnight.

### Features

- Top hinged glass, hydraulic arm support
- Easy access for loading, setting of display and cleaning
- Euro style front and side glass
- Stainless steel interior
- Rear access to the display for the server
- Preparation counter built in
- Easy to clean surfaces and attractive lines
- Castors supplied with case
- Fully self contained unit
- Simple plug in operation with simple controls
- Impact resistant finish
- ABS foamed end walls

# Display Freezer

## DC8



### At a Glance

Model	DC8
Dimensions WxDxH (inches)	47 3/4 x 27 3/4 x 50
Condensing unit size (HP)	1/2
Refrigerant	R134A
Rear door	13 1/4" h x 16 1/4" w
Power supply v/Hz/Ph	120/60/1
Amps	20
Watts	2000
Deck fans	Yes
Temp range	5...-5°F or -15...-21°C

Plug - each unit requires a single dedicated power supply; 24 hour power if keeping product in unit overnight.

### Features

- Attractive, contemporary design
- 24 gauge painted textured interior and exterior
- Stainless steel serving deck, top and attached superstructure
- Independent on/off compressor and light switch
- Brilliant, interior fluorescent lighting
- Tempered plate glass viewing window
- Holds 9 1/2 diameter, 3 gallon cans
- Top and side lid wiper gaskets
- 9 ft power cord
- 8 dipping wells
- Rear frozen storage
- Heavy-duty epoxy-coated wire can support racks
- Hinged, high-tensile, transparent acrylic dipping compartment lids with full length handle

# Gelato Case

## G12



### At a Glance

Model	G12
Dimensions WxDxH (inches)	48 1/4 x 47 x 54 1/2
Condensing unit size (HP)	3/4
Refrigerant	R404
Power supply v/Hz/Ph	220v single phase
Amps	30
Watts	3000
Deck fans	Yes
Temp range	-10...10°F

Plug - each unit requires a single dedicated power supply; 24 hour power if keeping product in unit overnight.

### Features

- Modern design - high visibility
- Silver color
- Top hinged glass with hydraulic arm support - easy loading
- Stainless steel bins
- Stainless steel front
- LED illuminated front
- Rear night blind
- 12 liter pans
- Auto defrost
- Forced air

# Counter Top Display Freezer

200GBT



## At a Glance

Model	200GBT
Dimensions WxDxH (inches)	47½ x 19½ x 28
Condensing unit size (HP)	⅓
Refrigerant	R404
Power supply v/Hz/Ph	120/60/1
Amps	20
Watts	2000
Fan assisted	no
Temp range	32...0°F or 0...-18°C
Fixed shelf evaporator	yes

Plug - each unit requires a single dedicated power supply; 24 hour power if keeping product in unit overnight.

## Features

- Gold or silver anodized finish
- Glass walls
- Static evaporator system
- Rapid pull down time
- Strong construction
- Efficient, quiet system
- Easy to clean surface and lines
- Illuminated display
- Fully self contained unit
- Ozone friendly refrigerant
- Simple plug in operation with simple controls
- Operator friendly
- Thermostat control
- Fixed shelves are 7 ¼ inches apart

# Storage Freezer

## H2



### At a Glance

Model	H2
Dimensions WxDxH (inches)	19 1/2 x 21 1/2 x 32 3/4
Bowl capacity in liters	n/a
Bowl capacity in gallons	n/a
Condensing unit size (HP)	1/4
Refrigerant	R134
Power supply v/Hz/Ph	120/60/1
Amps	20
Watts	2000
Temp range	32...0°F or 0...-18°C

Plug - each unit requires a single dedicated power supply; 24 hour power if keeping product in unit overnight.

### Features

- Efficient, quiet system
- Perfect for under counter use

# Storage Freezer

## H41B



### At a Glance

Model	H41B
Dimensions WxDxH (inches)	23½ x 20 1/4 x 26 1/2
Condensing unit size (HP)	½
Refrigerant	R134
Power supply v/Hz/Ph	120/60/1
Amps	20
Watts	2000
Fan assisted	Yes
Temp range	32...0°F or 0...-18°C
Fixed shelf evaporator	No

Plug - each unit requires a single dedicated power supply; 24 hour power if keeping product in unit overnight.

### Features

- Adjustable shelves
- Glass display
- Counter top unit
- Efficient, quiet system

# Single Bowl Frozen Drink Display

## Penguin 1



### At a Glance

Model	Penguin 1
Dimensions WxDxH (inches)	7 ¾ x 17 x 34 ¼
Bowl capacity in liters	12
Bowl capacity in gallons	3.17
Condensing unit size (HP)	¼
Refrigerant	R134
Power supply v/Hz/Ph	120/60/1
Amps	20
Watts	2000
Temp range	frozen drinks

Plug - each unit requires a single dedicated power supply; 24 hour power if keeping product in unit overnight.

### Features

- One or two bowl frozen drink display
- Full access to all the components for quick and easy maintenance
- Simple bowl removal for easy cleaning
- One compressor for each bowl
- Manual control of the thickness of the drink
- Quick product preparation
- Internal illumination system

# Single/Double Bowl Frozen Drink Display

I-PRO 2M



## At a Glance

Model	I-PRO 2M
Dimensions WxDxH (inches)	34" x 16" x 23"
Bowl capacity in liters	11
Bowl capacity in gallons	2.9
Electrical	115V / 60 Hz 0.975 kW / 10A / 1 Ph
Refrigerant	R449A

Plug - each unit requires a single dedicated power supply; 24 hour power if keeping product in unit overnight.

## Features

- Most advanced professional slush, sorbet, and granita machine in the world. High performance, ultramodern design, and user-friendly.
- (2) 2.9 gallon (11 L) insulated bowls with either mechanical or electronic control board and timer, and optional light panel.
- Insulating technology increases cooling power, saves energy and money, and reduces external condensation.
- Transparent bowl encourages impulse purchasing.
- Manual defrost mode.
- Efficient safety mechanism is activated when cover is lifted. All moving parts automatically and immediately stop.
- Lockable lid.
- Adjustable product consistency.
- Perfect solution for restaurants, coffee shops, bars, amusement parks, convenience stores, kiosks, and much more.
- All models are certified NSF-6 safe for milk.

# Euro Hot Curved Glass Display

B1H



## At a Glance

Model	B1H
Dimensions WxDxH (inches)	51 x 43 x 51½
Power supply v/Hz/Ph	220/60/1
Amps	30
Watts	3000
Water Temperature Range	167...176°F or 75...80°C
Deck Temperature	146°F or 63°C

Plug - each unit requires a single dedicated power supply.

## Features

- Top hinged glass, hydraulic arm support
- Easy access for loading, setting of display and cleaning
- Euro style front and side glass
- Illuminated stainless steel, perforated display deck
- Rear access to the display for the server
- Preparation counter built in
- Automatic 'low water level' power cut-off
- Easy to clean surfaces and attractive lines
- Castors supplied with case
- Fully self contained unit
- Rheostat control for heat/light
- Simple plug in operation with simple controls
- Adjustable water temperature control
- Water inlet (½ inch) and drain fitting (1 ½ inch)
- Impact resistant finish
- Stainless steel deck
- ABS foamed end walls
- Divider bars for Gastronorm pans available
- Heating area can be configured several ways using divider bars
- Heating area dimensions: 42 x 25 ½ (inches)
- Gastronorm pans available upon request

# Bain Marie Buffet Style Display

Isola



## At a Glance

Model	Isola 4H	Isola 4HS/S
Dimensions WxDxH (inches)	56 x 29½ x 45 ¼	59 ¼ x 29 ½ x 45
Height (inches) top up	59	59
Power supply v/Hz/Ph	120/60/1	120/60/1
Amps	30	30
Watts	3000	3000
Temp range	100...194°F or 38...90°C	100...194°F or 38...90°C

Plug - each unit requires a single dedicated power supply.

## Features

- Electrically raised canopy
- Castors supplied with case
- Divider bars included
- Stainless steel option available
- Adjustable water temperature control
- Fitted drain
- Heat lamps for additional heating
- 'Low water level' alarm
- Serving trays optional
- Digital control panel
- Pans available upon request
- Internal basin in AISI stainless steel
- Accepts deep or shallow pans
- Different configurations available
- Gastronorm pans available upon request

# Stainless Steel Table With 4 Burner Cook Top

MCT



## At a Glance

Model	MCT	MCTM
Dimensions WxDxH (inches)	60 x 30 x 38 1/2	60 x 30 x 90 1/2
Power supply v/Hz/Ph	220/60/1	220/60/1
Amps	30	30
Watts	3000	3000

Plug - each unit requires a single dedicated power supply.

## Features

- Stainless steel table with electric 4 burner ceramic cook top
- Locking castors included
- Under cabinet storage shelf
- Optional attached mirror for high visibility

# Convection Oven

## CO25



### At a Glance

Model	CO25
Dimensions WxDxH (inches)	28 1/2 x 28 x 53 3/4
Inside dimensions WxDxH (inches)	18 1/2 x 14 1/2 x 10 5/8
Power supply v/Hz/Ph	120/60/1
Amps	20
Watts	2000
Temperature Range	120 ...400°F or +49...+249°C

Plug - each unit requires a single dedicated power supply.

### Features

- Convection oven with two adjustable shelves
- Holds ½ size tray: 18 x 14 ½ (inches) - not included
- Trays for oven available upon request
- Oven is attached to rolling stand
- Oven available without stand
- Rolling stand has six shelves for sheet pans
- Sheet pans for stand available upon request
- Manual 60 minute timer

# Counter Top Hot Self-Service Display

200 Hot



## At a Glance

Model	200 Hot
Dimensions WxDxH (inches)	35½ x 21 x 28
Power supply v/Hz/Ph	120/60/1
Amps	15
Watts	1500
Temperature Range	95...160°F or 35...71°C

Plug - each unit requires a single dedicated power supply.

## Features

- Warming lamps above each shelf
- Sturdy construction designed for easy access of product
- Self serve open access

# Hot Self-Serve Unit

## HSD2



### At a Glance

Model	HSD2
Dimensions WxDxH (inches)	30" x 19 3/4" x 27 1/2" (76.2 x 50.2 x 64.9 cm)
Voltage	120
Rated Wattage	1460
Nominal Amps	12.2
NEMA Plug	5-15P
Unit Weight	83 lb (38.6kg)
Food Capacity (4" diameter sandwich)	48

Plug - each unit requires a single dedicated power supply.

### Features

- Stainless Steel exterior
- Tempered glass sides
- Independent heat & light controls for each shelf
- Adjustable thermostat
- Adjustable divider rods for easy organization of food product
- cELTus and NSF listed

# Microwave

MW



## At a Glance

Model	MW
Dimensions WxDxH (inches)	24 x 18 x 14
Power supply v/Hz/Ph	120/60/1
Amps	10
Watts	1000

Plug - each unit requires a single dedicated power supply.

# Dual Lamp Display Warmer

DW



## At a Glance

Model	DW
Dimensions WxDxH (inches)	13 x 19 x 24 1/4
Power supply v/Hz/Ph	120/60/1
Amps	20
Watts	2000

Plug - each unit requires a single dedicated power supply.

## Features

- Holds a 12 x 20 (inches) Pan
- Pan not included

# 1700 Watt Stainless Steel Triple Basket

## Deep Fryer



### At a Glance

Model	DDR
Dimensions (inches)	15.5"D x 14.5"W x 9.5"H
Oil Capacity	4 Liters
Wattage output	1700 watts

### Features

- Fry fish and chips at the same time. Our cool-touch, stainless steel deep fryer comes with 3 fry Baskets-One Jumbo for big batches of Finger-Licking' Fried chicken or donuts, plus 2 side-by-side baskets for smaller batches of Fish-N-Chips, Fries-N-Onion rings, or for frying foods with different cook times.
- 1700 watt immersion element preheats and recovers oil temperature fast.
- 4.0-Liter removable oil tank for easy clean-ups, Extra set of odor Filters.
- Adjustable heat control (250°-375°f), Odor-Filter and see-thru window in lid.
- Automatic timer adjustable up to 60 min to shut down heating element. Ready light.

# Dual Burner Cook Top

Top2



## At a Glance

Model	Top2
Dimensions WxDxH (inches)	22 1/2 x 14 x 3
Power supply v/Hz/Ph	120/60/1
Amps	20
Watts	2000

Plug - each unit requires a single dedicated power supply.

## Features

- 2 electric burners
- Compact and lightweight

# Double Induction Cooktop

## Induction Burner



### At a Glance

Model	IB
Dimensions WxDxH (inches)	23.63"W x 14.18"D x 2.64"H
Voltage	120/
Wattage	3600 watts
Heating Elements	2

Plug - each unit requires a single dedicated power supply.

### Features

- Two Heating Zones
- Multiple Cooking Mode
- Lock Function
- Energy Efficient
- Compact & Versatile
- Programmable
- Stainless Steel

# Heavy Duty Stainless Steel Single Well Warmer

## Single Well Warmer



### At a Glance

Model	SSW
Dimensions WxDxH (inches)	14.5" x 22.25" x 9.25"
Volts	120
Wattage	1200W
Amps	10
NEMA Plug	5-15P
Pan Opening	12" x 20"
Temperature Range	120° x 190°F
Pre-Heat Time to 180°F	120 minutes

Plug - each unit requires a single dedicated power supply.

### Features

- Commercial quality heavy duty stainless-steel construction
- Interior well is constructed of heavy duty 20-gauge 18/8 stainless steel
- Steel element support stabilizes heating elements and reflects heat toward food providing even heat distribution
- 6.5" deep well can accommodate food pans up to 4" deep
- Adjustable heating controls allows for keeping food warm at a desired temperature for an extended period
- Maintains food temperature more than 140°F
- Adjustable temperature ranges up to 212°F allows use as a slow cooker also
- 5" power cord with NEMA 5-15 plug

# Electric Warming Cabinet

EWC



## At a Glance

Model	EWC
Dimensions WxDxH (inches)	22.83" 33.27" 67.64"
Voltage	120V / 60Hz / 1 Ph
Watts	1500
Nominal Amps	12.5
NEMA Plug	5-15P
Unit Weight	160 lbs
Capacity (Full Size Sheet)	36

Plug - each unit requires a single dedicated power supply.

## Features

- Air baffle design and forced air circulation
- Easy to read LED thermometer
- Insulated door and cabinet with as low as 0.04W m2.K with thickness of 1.2 inch
- Corner bumpers prevent unit from impact
- Removable control drawer for easy cleaning and maintenance
- Four (4) 3" casters, two (2) with brakes, for mobility
- Holds up to 36 full size sheet pans;
- 1 1/2" of clearance between slides
- Insulated HPIC/HPIS models offer energy savings
- Supplied with 6.3' NEMA 5-15P cord with cable cover to provide additional electrical protection and safety

# Electric Meat Slicer 12" Cutting Wheel

MS12



## At a Glance

Model	MS12
Dimensions WxDxH (inches)	23 x 18 x 16
Power supply v/Hz/Ph	120/60/1
Amps	15
Watts	1500

Plug - each unit requires a single dedicated power supply.

## Features

- Easy operation
- Slice precision
- Built-in safety features

# Self-Serve Counter Top Display

200 Dry



## At a Glance

Model	200 Dry
Dimensions WxDxH (inches)	35 1/4 x 21 x 28
Power supply v/Hz/Ph	120/60/1
Amps	5
Watts	500

Plug - each unit requires a single dedicated power supply.

## Features

- Gold or silver anodized finish
- Easy to clean surfaces and lines
- Glass walls
- Multi purpose
- Illuminated display
- Smooth finish
- Rounded corners
- Strong construction
- Simple plug In operation with simple controls

# Mobile Sink Unit For Hands and Utensils Only

## MSU



### At a Glance

Model	MSU
Dimensions WxDxH (inches)	41 x 32 1/2 x 45 1/2
Power supply v/Hz/Ph	120/60/1
Amps	15
Watts	1500
Fresh water capacity	2 x 5 gallon or 18.92 liters
Waste tank capacity	2 x 7 gallon or 26.49 liters

Plug - each unit requires a single dedicated power supply.

### Features

- Hand sink cart with 2-compartment sink
- Two 5 gallon water tanks
- Two 7 gallon waste water tanks
- 2½ gallon hot water heater
- Soap dispenser and paper towel holder included
- Durable polyethylene construction
- Castors supplied with case

# 2 Person Accessible Hand Washing Station

HWS



## At a Glance

Model	HWS
Dimensions WxDxH (inches)	26 1/2 x 21 1/2 x 61
Fresh water capacity	22 gallon or 83.28 liters
Waste tank capacity	24 gallon or 90.85 liters

## Features

- 1,408 single uses (22-gallon fresh water capacity; 24-gallon gray water capacity)
- Two 30-ounce soap dispensers and four 250-sheet built-in paper towel dispensers
- Fits inside most portable restrooms for easy transport to job sites
- Built-in lift handles provide added mobility for positioning once on-site

# Modular Walk-in Cold and Freezer Rooms



## Dimensions, Functions and Optional Extras

Cold Room Dimensions	Chiller	Freezer	Optional Extras (additional cost)		
			Racking	Ramps	Pallet Door
8ftx8ft	✓	✓	✓	✓	✓
8ftx12ft	✓	✓	✓	✓	✓
8ftx16ft	✓	✓	✓	✓	✓
8ftx20ft	✓	✓	✓	✓	✓
8ftx24ft	✓	✓	✓	✓	✓
8ftx28ft	✓	✓	✓	✓	✓
8ftx32ft	✓	✓	✓	✓	✓
8ftx36ft	✓	✓	✓	✓	✓
8ftx40ft	✓	✓	✓	✓	✓

\*30 amp sockets; \*\*Per Cold Room

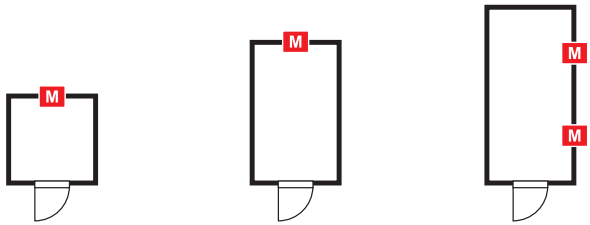
## Features

- Running temperature: -10 to 41 ° F
- Dual temperature setting (chiller or freezer)
- Modular system available in variable sizes
- Digital temperature panel
- Emergency door release
- Self-extinguishing panels in the event of fire

**Notes:** Number of monoblocks required per room will vary depending on location, ambient temperature and intended usage.

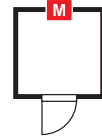
# Chiller Size Variations

# Freezer Size Variations



(8ftx12ft)

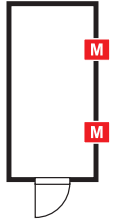
(8ftx16ft)



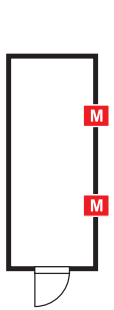
(8ftx8ft)



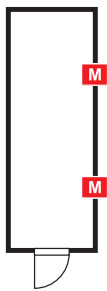
(8ftx12ft)



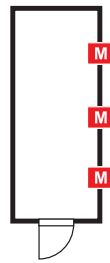
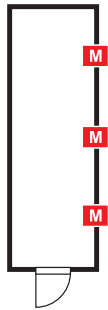
(8ftx16ft)



(8ftx24ft)



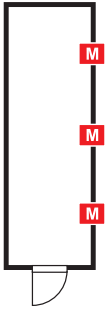
(8ftx28ft)



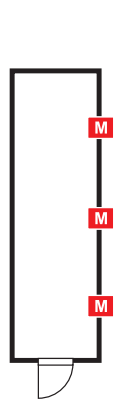
(8ftx20ft)



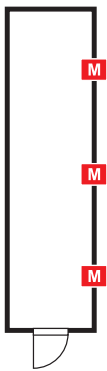
(8ftx24ft)



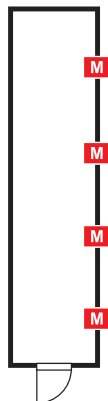
(8ftx28ft)



(8ftx36ft)



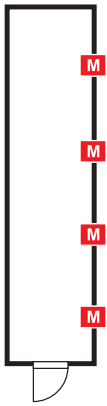
(8ftx40ft)



(8ftx32ft)



(8ftx36ft)



(8ftx40ft)

**UK****Northern Ireland (HQ)**

Lissue Industrial Estate East  
 9 Lissue Walk  
 Lisburn  
 BT28 2LU  
 +44 28 9260 4619

**Marchington**

Unit 37  
 Marchington Industrial Estate  
 Uttoxeter  
 Staffordshire  
 ST14 8LP  
 +44 1283 820 717

**Cheltenham**

Malvern View Business Park  
 Stella Way  
 Bishops Cleeve  
 Cheltenham  
 GL52 7DQ  
 +44 1242 663 000

**EUROPE****Germany**

Kressenweg 10  
 22549 Hamburg  
 +49 40 4136 1315

**Spain**

Paseo de la Castellana  
 200, Office 521  
 28046 Madrid  
 +34 87 6503 977

Ronda Feria de Muestras 20,  
 Naves B4-B5,  
 50197 Zaragoza  
 +34 87 6503 977

**USA****Georgia**

615 Hwy 74 S  
 Peachtree City  
 Georgia 30269  
 +1 77 0461 9001

**Texas**

6101 Campus Dr  
 Fort Worth  
 Texas 76140  
 +1 77 0461 9001

**GCC****Saudi Arabia**

Unit No 2588  
 Al Mafsala Street  
 Al Suly District  
 Riyadh 14324 – 8169 10001  
 +966 500 97 4422

**United Arab Emirates**

Office No. 412/13  
 CEO Building  
 PO Box 392327  
 Dip 1, Dubai UAE  
 +971 4882 9440

**ASIA****Singapore**

#01-01  
 18 Tampines Industrial Crescent  
 Singapore 528605  
 +65 6284 1552

**Hong Kong**

No. 20, Kwan Tei North Tsuen  
 Lot No, 167 DD83  
 Fanling, New Territories  
 Hong Kong  
 +852 2659 5300





**LOWE**

WORLDWIDE RENTAL SPECIALISTS